

























## 120 100m Freestyle Women Multi-Class Heat

Official

 Entries
  Heats
  Summary

Total All ages

Rank	Competitor	Age	Club	RT	PTS	Result	
1	 Smith Gabr... S10 18  Vikings Swi...	0.74	667	1:06.54	Q	Entry: 1:04.63 +1.91	
	50m: 32.80	100m: 1:06.54 (33.74)					
2	 Sayer Rylee S7 16  Matamata ...	0.90	568	1:22.11	Q	Entry: 1:18.73 +3.38	
	50m: 38.61	100m: 1:22.11 (43.50)					
3	 Mason Lili-... S10 19  Wharenui S...	0.83	556	1:10.70	Q	Entry: 1:07.21 +3.49	
	50m: 34.08	100m: 1:10.70 (36.62)					
4	 Witt (V) Ca... S9 21  Denmark	0.73	552	1:12.85	Q	Entry: 1:10.17 +2.68	
	50m: 34.56	100m: 1:12.85 (38.29)					
5	 Donoghue ... S18 37  Hamilton Aq...		506	1:41.68	Q	Entry: 1:36.40 +5.28	
	50m: 46.86	100m: 1:41.68 (54.82)					
6	 Rozen Cha... S18 29  Wharenui S...		455	1:45.32	Q	Entry: 1:44.34 +0.98	
	50m: 49.97	100m: 1:45.32 (55.35)					
7	 Van Aardt A... S18 24  Pukekohe ...	0.95	452	1:45.59	Q	Entry: 1:49.80 -4.21	
	50m: 50.58	100m: 1:45.59 (55.01)					
8	 Anderson B... S8 19  Vikings Swi...		377	1:28.05	Q	Entry: 1:27.37 +0.68	
	50m: 41.54	100m: 1:28.05 (46.51)					
9	 Proudfoot A... S8 17  Aquagym S...		322	1:32.83		Entry: 1:34.27 -1.44	
	50m: 45.24	100m: 1:32.83 (47.59)					
10	 Long Millie S10 17  Selwyn Swi...	0.91	262	1:30.85		Entry: 1:28.19 +2.66	
	50m: 43.18	100m: 1:30.85 (47.67)					
11	 Drage McK... S8 20  Aquagym S...		223	1:44.83		Entry: 1:34.67 +10.16	
	50m: 53.16	100m: 1:44.83 (51.67)					